



PROINVEST

Unlimited Steel Solutions



PROINVEST
Building Materials

Solutii din otel pentru cladirile viitorului

Steel solutions for the buildings of the future



Catalogul Materialelor de Constructii
Building Materials Catalog



Cuprins / Content

Sisteme de inchideri / Cladding systems

Tabla cutata profil mic / Low profile corrugated sheet	4
Tabla cutata profil sinus / Sinusoidal profile corrugated sheet	6
Tabla cutata planseu / Corrugated embossed sheet	7
Tabla cutata cu profil inalt / High-profile corrugated sheet	8
Casete structurale / Liner trays	9
Elemente tinichigerie / Flashings	10

Sisteme de panouri / Panel systems

Panouri sandwich PUR / PUR sandwich panels	12
Panouri sandwich cu vata minerala / Mineral wool sandwich panels	13

Sisteme de profile / Profile systems

Profile zincate Z, C, U, L si Σ / Z, C, U, L and Σ galvanized profiles	14
--	----

Sisteme de acoperis / Roofing systems

Tigla metalica / Metallic tile	19
Elemente tinichigerie acoperis tigla / Flashings for tile roof	20
Tabla faltuita / Standing seam sheet	23
Elemente tinichigerie acoperis faltuit / Flashings for standing seam roof	24
Jgheaburi si burlane / Gutters and pipes	25

Prezentare Proinvest Group / Proinvest Group Presentation

Proinvest Group este o companie multiproduct, cu multiple facilitati de productie, specializata in prelucrarea otelului, de la simple componente pentru constructii pana la scule si componente mecanice de precizie.

Cu aproape 500 de angajati dedicati, Proinvest Group este specializata in prelucrarea otelului incepand cu anul 2000 si beneficiaza in prezent de experienta de 40 de ani a fabricii de scule si componente mecanice Scudas, achizitionata in aprilie 2015.

Programul de productie si vanzari a Proinvest Group cuprinde mai multe grupe de produse, de la componente pentru constructii pana la componente mecanice de precizie pentru inginerie si industrie generala.

Proinvest Group is a multiproduct company, with multiple manufacturing facilities specialized in steel processing, from simple components for construction up to tooling and precision mechanical components.

With nearly 500 dedicated employees, Proinvest Group specializes in steel processing since 2000 and currently benefits from the 40 years experience of the Scudas tools and components factory, acquired in April 2015.

Production and sales program of Proinvest Group comprises several groups of products, from components up to systems for construction, engineering and industry.



Tabla cutata profil mic / Low profile corrugated sheet

Este folosita ca element de inchideri de spatii, atat la exterior cat si la interior pentru diverse aplicatii cum ar fi: spatii de productie/depozitare (inclusiv cu pod rulant), centre comerciale, showroom-uri, cladiri de birouri, ferme agricole, sali de sport fiind o solutie rapida si durabila pentru peretii de compartimentare si acoperisuri ale acestor aplicatii.

It is used as a spaces closure element, both outside and inside for various applications such as manufacturing/warehouse facilities (including crane), shopping centers, showrooms, offices, farms, gyms, being a fast and sustainable solution for partition walls and roofs of these applications.

Cod produs Product code	Grosime Thickness [mm]	Greutate Weight [kg/m ²]	Lungime min./max. Length min./max. [mm]	Culori Colors [RAL]
MBS A20	0,40	3,63	500/10500	1015, 1018, 3000, 3005, 3009, 3011, 5010, 6003, 6021, 7011, 7035, 8017, 9002, 9005, 9006, 9010 Zinc, aluzinc
	0,45	4,09		
	0,50	4,54		
	0,60	5,45		
	0,63	5,72		
	0,70	6,36		

A - acoperis / A - roof ▾ - fata vopsita / painted face

MBS P20	0,40	3,63	500/10500	1015, 1018, 3000, 3005, 3009, 3011, 5010, 6003, 6021, 7011, 7035, 8017, 9002, 9005, 9006, 9010 Zinc, aluzinc
	0,45	4,09		
	0,50	4,54		
	0,60	5,45		
	0,63	5,72		
	0,70	6,36		

P - perete / P - wall ▾ - fata vopsita / painted face

MBS A35	0,40	3,86	500/10000	1015, 1018, 3000, 3005, 3009, 3011, 5010, 6003, 6021, 7011, 7035, 8017, 9002, 9005, 9006, 9010 Zinc, aluzinc
	0,45	4,34		
	0,50	4,83		
	0,60	5,79		
	0,63	6,08		
	0,70	6,76		
0,75	7,24			

A - acoperis / A - roof ▾ - fata vopsita / painted face

MBS P35	0,40	3,86	500/10000	1015, 1018, 3000, 3005, 3009, 3011, 5010, 6003, 6021, 7011, 7035, 8017, 9002, 9005, 9006, 9010 Zinc, aluzinc
	0,45	4,34		
	0,50	4,83		
	0,60	5,79		
	0,63	6,08		
	0,70	6,76		
0,75	7,24			

P - perete / P - wall ▾ - fata vopsita / painted face

Cod produs Product code	Grosime Thickness [mm]	Greutate Weight [kg/m ²]	Lungime min./max. Length min./max. [mm]	Culori Colors [RAL]
MBS A45	0,40	4,44	500/10000	1015, 1018, 3000, 3005, 3009, 3011, 5010, 6003, 6021, 7011, 7035, 8017, 9002, 9005, 9006, 9010 Zinc, aluzinc
	0,45	5,00		
	0,50	5,55		
	0,60	6,66		
	0,63	7,00		
	0,70	7,77		
	0,75	8,33		
	0,80	8,88		

A - acoperis / A - roof ▾ - fata vopsita / painted face

MBS P45	0,40	4,44	500/10000	1015, 1018, 3000, 3005, 3009, 3011, 5010, 6003, 6021, 7011, 7035, 8017, 9002, 9005, 9006, 9010 Zinc, aluzinc
	0,45	5,00		
	0,50	5,55		
	0,60	6,66		
	0,63	7,00		
	0,70	7,77		
	0,75	8,33		
	0,80	8,88		

P - perete / P - wall ▾ - fata vopsita / painted face

MBS A60	0,50	6,25	500/13500	Zinc
	0,60	7,50		
	0,70	8,75		
	0,80	10,00		

A - acoperis / A - roof





Tabla cutata profil sinus / Sinusoidal profile corrugated sheet

Este utilizata atat in constructia cladirilor noi cat si in renovarea celor existente, din domeniul civil, industrial si agricol: acoperisuri si pereti, pereti de compartimentare pentru interior, extensii ale cladirilor. Acest produs ofera arhitectilor si proiectantilor numeroase solutii avantajoase pentru pereti si acoperisuri.

It is used both in new buildings and in renovation of existing ones, in civil, industrial and agricultural area: roofs and walls, building extensions. This product provides several advantageous walls and roofs solutions for architects and designers.

Cod produs Product code	Grosime Thickness [mm]	Greutate Weight [kg/m ²]	Lungime min./max. Length min./max. [mm]	Culori Colors [RAL]
MBS SIN18	0,45	4,22	500/10000	3000, 3005, 3011, 5010, 6003, 6021, 7011, 7035, 8017, 9002, 9006, 9010 Zinc, Aluzinc
	0,50	4,70		
	0,60	5,64		
	0,63	5,92		
	0,70	6,57		
	0,75	7,05		
	0,80	7,51		
MBS SIN27	0,45	4,50	500/10000	3000, 3005, 3011, 5010, 6003, 6021, 7011, 7035, 8017, 9002, 9006, 9010 Zinc, Aluzinc
	0,50	5,00		
	0,60	6,00		
	0,63	6,30		
	0,70	7,00		
	0,75	7,50		
	0,80	8,00		
MBS SIN42	0,45	4,69	500/10000	3000, 3005, 3011, 5010, 6003, 6021, 7011, 7035, 8017, 9002, 9006, 9010 Zinc, Aluzinc
	0,50	5,20		
	0,60	6,25		
	0,63	6,56		
	0,70	7,29		
	0,75	7,81		
	0,80	8,33		
MBS SIN18 Aluminiu	0,60	1,92	500/10000	RAL 3000, 3005, 3011, 5010, 6003, 6021, 7011, 7035, 8017, 9002, 9006, 9010
	0,80	2,56		
MBS SIN27 Aluminiu	0,60	2,04	500/10000	RAL 3000, 3005, 3011, 5010, 6003, 6021, 7011, 7035, 8017, 9002, 9006, 9010
	0,80	2,72		
MBS SIN42 Aluminiu	0,60	2,13	500/10000	RAL 3000, 3005, 3011, 5010, 6003, 6021, 7011, 7035, 8017, 9002, 9006, 9010
	0,80	2,83		



Tabla cutata planseu / Corrugated embossed sheet

Este realizat din tabla din otel zincata putand prelua incarcari mari fara a se deforma, fiind, astfel, solutia ideala pentru plansee colaborante. MBS DA 60 este un profil special creat pentru a asigura o bună legatură mecanica cu betonul, impiedicand atat scurgerea longitudinala cat si deplasarea in sus ale acestuia.

It is made of galvanized steel sheet which can take heavy loads without deformation, and is therefore ideal for collaborative floors. MBS DA 60 corrugated embossed sheets is specially designed to ensure a good mechanical bond with concrete, preventing both the longitudinal flows as well as its upward movement.

Cod produs Product code	Grosime Thickness [mm]	Greutate Weight [kg/m ²]	Lungime min./max. Length min./max. [mm]	Culori Colors [RAL]
MBS DA60	0,60	7,50	500/13500	Zinc
	0,80	10,00		
	1,00	12,50		
	1,20	15,00		

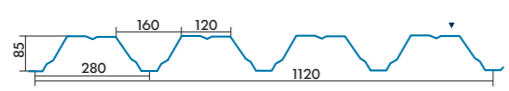




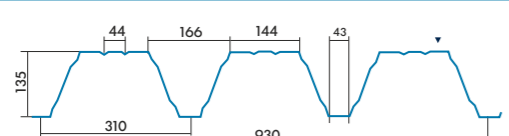
Tabla cutata cu profil inalt / High-profile corrugated sheet

Este solutia optima ca suport pentru acoperisuri tip terasa si plansee cu deschidere intre reazeme de la 3 m la 7 m. Este folosita pentru utilizari industriale, la cladiri mari (depozite, supermarket-uri), la realizarea de acoperisuri cu panta mica (unghi de pana la 5°), la cladirile multietajate pentru plansee intermediare.

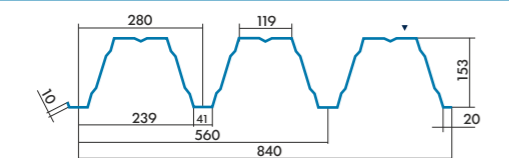
It is the optimal solution as support for flat roofs and decks with large openings between bearings from 3 to 7 m. It is used in industrial area, in large buildings (warehouses, supermarkets etc), to complete a low slope roof (angle to 5°), in multi-storey buildings for intermediate floors.

Cod produs Product code	Grosime Thickness [mm]	Greutate Weight [kg/m ²]	Lungime min./max. Length min./max. [mm]	Culori Colors [RAL]
MBS 85 	0,75	8,04	500/13500	9001, 9002, 9006, 9010
	0,88	9,43		
	1,00	10,71		
	1,25	13,39		

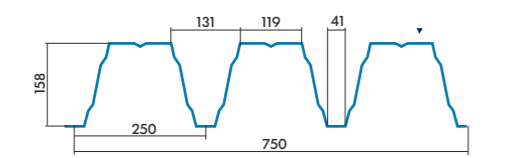
▼ - fata vopsita / painted face

MBS 135 	0,75	9,68	500/13500	9001, 9002, 9006, 9010
	0,88	11,35		
	1,00	12,90		
	1,25	16,13		

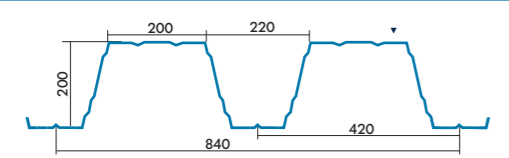
▼ - fata vopsita / painted face

MBS 153 	0,75	10,71	500/13500	9001, 9002, 9006, 9010
	0,88	12,57		
	1,00	14,29		
	1,25	17,87		

▼ - fata vopsita / painted face

MBS 158 	0,75	12,00	500/13500	9001, 9002, 9006, 9010
	0,88	14,08		
	1,00	16,00		
	1,25	20,00		

▼ - fata vopsita / painted face

MBS 200 	0,75	10,71	500/13500	9001, 9002, 9006, 9010
	0,88	12,57		
	1,00	14,29		
	1,25	17,86		

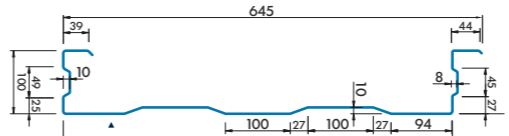
▼ - fata vopsita / painted face




Casete structurale / Liner trays

Sunt elemente folosite in proiectarea peretilor izolati pentru cladiri industriale, atunci cand pe langa cerintele de design trebuie indeplinite urmatoarele: deschideri largi, izolare fonica, protectie la foc. Casetele structurale inlocuiesc profilele zincate si tabla de interior la peretii cladirilor industriale, ele fiind materiale cu greutate proprie scazuta si capacitate portanta ridicata.

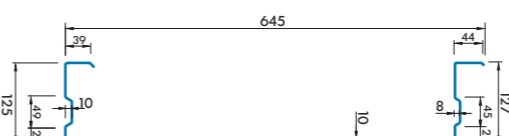
These elements are used in designing insulated interior walls for industrial buildings, when beside designing requirements they must meet the following: large openings, sound insulation and fire protection. Liner trays replace galvanized profiles and inside sheets of industrial buildings walls of, being low weight and high load capacity structural materials.

Cod produs Product code	Grosime Thickness [mm]	Greutate Weight [kg/m ²]	Lungime min./max. Length min./max. [mm]	Culori Colors [RAL]
MBS KS100 	0,75	9,00	500/13500	9001, 9002, 9006, 9010
	0,88	10,56		
	1,00	12,00		
	1,25	15,00		


▼ - fata vopsita / painted face

MBS KS115 	0,75	9,30	500/13500	9001, 9002, 9006, 9010
	0,88	10,91		
	1,00	12,40		
	1,25	15,50		


▼ - fata vopsita / painted face

MBS KS125 	0,75	9,50	500/13500	9001, 9002, 9006, 9010
	0,88	11,14		
	1,00	12,66		
	1,25	15,83		

▼ - fata vopsita / painted face

MBS KS135 	0,75	9,70	500/13500	9001, 9002, 9006, 9010
	0,88	11,38		
	1,00	12,93		
	1,25	16,16		

▼ - fata vopsita / painted face

MBS KS150 	0,75	10,00	500/13500	9001, 9002, 9006, 9010
	0,88	11,73		
	1,00	13,33		
	1,25	16,66		

▼ - fata vopsita / painted face



Elemente tinichigerie industriale / Flashings

Elementele de tinichigerie industriale sunt acele elemente care dau conturul cladirilor industriale sau care delimiteaza anumite suprafete, cu o contributie importanta la etanseitatea si designul constructiilor.

Flashings are those that give to the contour of industrial buildings or delimiting certain areas, with an important contribution to the tightness and buildings design.

Coama exterioara / External ridge capping

Cod produs Product code	Grosime Thickness [mm]	Greutate Weight [kg/ml]	Lungime min./max. Length min./max. [mm]	Culori Colors [RAL]
MBS COXI	0,50	1,66	4000	1015, 1018, 3000, 3005, 3009, 3011, 5010, 6003, 6021, 7011, 7035, 8017, 9002, 9005, 9006, 9010
	0,63	2,10		
	0,75	2,50		

Coama interioara / Internal ridge capping

MBS CITI	0,50	1,00	4000	1015, 1018, 3000, 3005, 3009, 3011, 5010, 6003, 6021, 7011, 7035, 8017, 9002, 9005, 9006, 9010
	0,63	1,26		
	0,75	1,50		

Coltar exterior / External corner

MBS CEXI	0,50	1,00	4000	1015, 1018, 3000, 3005, 3009, 3011, 5010, 6003, 6021, 7011, 7035, 8017, 9002, 9005, 9006, 9010
	0,63	1,26		
	0,75	1,50		

Coltar interior / Internal corner

MBS CINI	0,50	1,00	4000	1015, 1018, 3000, 3005, 3009, 3011, 5010, 6003, 6021, 7011, 7035, 8017, 9002, 9005, 9006, 9010
	0,63	1,26		
	0,75	1,50		

Sort streasina exterior / External eaves flashing

Cod produs Product code	Grosime Thickness [mm]	Greutate Weight [kg/ml]	Lungime min./max. Length min./max. [mm]	Culori Colors [RAL]
MBS SSEI	0,50	0,83	4000	1015, 1018, 3000, 3005, 3009, 3011, 5010, 6003, 6021, 7011, 7035, 8017, 9002, 9005, 9006, 9010
	0,63	1,05		
	0,75	1,25		

Sort streasina interior / Internal eaves flashing

MBS SSII	0,50	0,83	4000	1015, 1018, 3000, 3005, 3009, 3011, 5010, 6003, 6021, 7011, 7035, 8017, 9002, 9005, 9006, 9010
	0,63	1,05		
	0,75	1,25		

Bordura fronton exterior A / External gable border type A


MBS FEAI	0,50	1,25	4000	1015, 1018, 3000, 3005, 3009, 3011, 5010, 6003, 6021, 7011, 7035, 8017, 9002, 9005, 9006, 9010
	0,63	1,58		
	0,75	1,88		

Bordura fronton exterior B / External gable border type B

MBS FEBI	0,50	1,66	4000	1015, 1018, 3000, 3005, 3009, 3011, 5010, 6003, 6021, 7011, 7035, 8017, 9002, 9005, 9006, 9010
	0,63	2,10		
	0,75	2,50		

Dolie / Valley flashing

MBS DOLI	0,50	1,66	4000	1015, 1018, 3000, 3005, 3009, 3011, 5010, 6003, 6021, 7011, 7035, 8017, 9002, 9005, 9006, 9010
	0,63	2,10		
	0,75	2,50		



Panouri sandwich PUR/PIR *PUR/PIR sandwich panels*

Panourile termoizolante au miezul din spuma poliuretanică PUR sau PIR injectată între două plăci metalice divers profilate. Izolația din poliuretan rigid are o conductivitate termică dintre cele mai scăzute. Datorită acesteia, conservarea căldurii e mai eficientă și înlesnește o întreținere ușoară a mediilor cu temperatură controlată, cum ar fi camerele frigorifice.


Sandwich panels have PUR or PIR foam injected core between two diverse profiled metal plates. Rigid polyurethane insulation has a thermal conductivity of the lowest. Due to this, the heat preservation is more efficient and enables easy maintenance of temperature - controlled environments, such as freezer rooms.

Cod produs Product code	Grosime Thickness [mm]	Izolare termică Thermal insulation U [W/m²K]	Lungime min./max. Length min./max. [mm]	Culori Colors [RAL]
MBS PPN PUR/PIR	40	0,56	2500/13500	1015, 1021, 3000, 3009, 3011, 5010, 5012, 6003, 6005, 6021, 6029, 7016, 7035, 8017, 9002, 9006, 9007, 9010
	50	0,44		
	60	0,37		
	80	0,28		
	100	0,22		
	120	0,19		
	150	0,15		
	160	0,14		
	180	0,13		
	200	0,11		

Cod produs Product code	Grosime Thickness [mm]	Izolare termică Thermal insulation U [W/m²K]	Lungime min./max. Length min./max. [mm]	Culori Colors [RAL]
MBS PPA PUR/PIR	40	0,56	2500/13500	1015, 1021, 3000, 3009, 3011, 5010, 5012, 6003, 6005, 6021, 6029, 7016, 7035, 8017, 9002, 9006, 9007, 9010
	50	0,44		
	60	0,37		
	80	0,28		
	100	0,22		
	120	0,19		
	150	0,15		
	160	0,14		
	180	0,13		
	200	0,11		

Cod produs Product code	Grosime Thickness [mm]	Izolare termică Thermal insulation U [W/m²K]	Lungime min./max. Length min./max. [mm]	Culori Colors [RAL]
MBS PA4 PUR/PIR	30	0,71	2500/13500	1015, 1021, 3000, 3009, 3011, 5010, 5012, 6003, 6005, 6021, 6029, 7016, 7035, 8017, 9002, 9006, 9007, 9010
	40	0,54		
	50	0,44		
	60	0,37		
	80	0,28		
	100	0,22		
	120	0,19		
	150	0,15		
	160	0,14		
	200	0,11		

* Calculate luând în considerare grosimea tablei de 0,50 mm la fața exterioară și de 0,40 mm la fața interioară.
Calculated on steel sheet with 0,50 mm exterior front and 0,40 mm interior front.



Panouri sandwich cu vată minerală
Mineral wool sandwich panels

Sunt elemente prefabricate ușoare de închidere de tip stratificat realizate prin lipirea unor panouri din vată minerală bazaltică de diferite grosimi între două plăci din tablă. Panourile sandwich au rolul de a proteja construcția de agenți de mediu externi și de a crește durata de viață a clădirii.

They are light prefabricated type closure panels made by glued wool layers in varying thickness between two metal plates. Sandwich panels are designed to protect the building of external environmental agents and increase its lifetime.

Cod produs Product code	Grosime Thickness [mm]	Izolare termică Thermal insulation U [W/m²K]	Lungime min./max. Length min./max. [mm]	Culori Colors [RAL]
MBS PPN VM	60	0,68	2500/13500	1015, 1021, 3000, 3009, 3011, 5010, 5012, 6003, 6005, 6021, 6029, 7016, 7035, 8017, 9002, 9006, 9007, 9010
	80	0,51		
	100	0,41		
	120	0,34		
	150	0,26		
	160	0,26		
	200	0,20		

Cod produs Product code	Grosime Thickness [mm]	Izolare termică Thermal insulation U [W/m²K]	Lungime min./max. Length min./max. [mm]	Culori Colors [RAL]
MBS PPA VM	60	0,68	2500/13500	1015, 1021, 3000, 3009, 3011, 5010, 5012, 6003, 6005, 6021, 6029, 7016, 7035, 8017, 9002, 9006, 9007, 9010
	80	0,51		
	100	0,41		
	120	0,34		
	150	0,26		
	160	0,26		
	200	0,20		

Cod produs Product code	Grosime Thickness [mm]	Izolare termică Thermal insulation U [W/m²K]	Lungime min./max. Length min./max. [mm]	Culori Colors [RAL]
MBS PA4 VM	60	0,68	2500/13500	1015, 1021, 3000, 3009, 3011, 5010, 5012, 6003, 6005, 6021, 6029, 7016, 7035, 8017, 9002, 9006, 9007, 9010
	80	0,51		
	100	0,41		
	120	0,34		
	150	0,26		
	160	0,26		
	200	0,20		

Culori / Colours



* Calculate luând în considerare grosimea tablei de 0,60 mm la fața exterioară și de 0,50 mm la fața interioară.
Calculated on steel sheet with 0,50 mm exterior front and 0,50 mm interior front.



Profile zincate Z, C, U, L și Σ / Z, C, U, L and Σ galvanized profiles

Sunt profile metalice formate la rece prin procedeul de laminare, confectionate din otel structural utilizat in constructii, galvanizat la cald. Se utilizeaza in domeniul constructiilor, ca si componente la alcatuirea structurii principale (cadre cu stalpi si grinzi), structurii secundare (invelitori, inchideri), grinzi pentru plansee intermediare, ferme zabrelite (sectiuni compuse C), supraetajari, mansardari.

They are cold formed steel profiles by lamination, made of hot dip galvanized structural steel used in construction. It is used in construction area, as components in the main structure (columns and beams shots), secondary structure (roofs, closings), intermediate floor beams, barred farms composed C sections, stackings, attics.

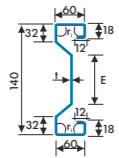
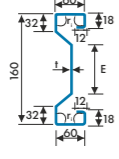
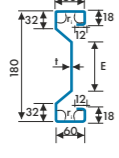
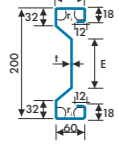
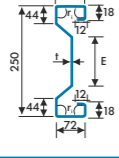
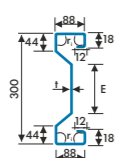
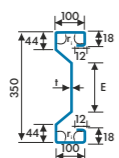
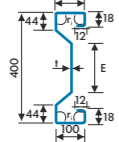
Cod produs Product code	Grosime Thickness [mm]	Greutate Weight [kg/ml]	Lungime min./max. Length min./max. [mm]	Culori Colors
Z100 C100 U100	1,50 2,00 2,50 3,00	2,70 3,60 4,40 5,20	500/13500	Zinc
Z120 C120 U120	1,50 2,00 2,50 3,00	2,70 3,60 4,40 5,20	500/13500	Zinc
Z140 C140 U140	1,50 2,00 2,50 3,00	3,10 4,10 5,00 6,00	500/13500	Zinc
Z150 C150 U150	1,50 2,00 2,50 3,00	3,10 4,10 5,00 6,00	500/13500	Zinc
Z160 C160 U160	1,50 2,00 2,50 3,00	3,90 5,20 6,50 7,70	500/13500	Zinc
Z172 C172 U172	1,50 2,00 2,50 3,00	3,90 5,20 6,50 7,70	500/13500	Zinc
Z180 C180 U180	1,50 2,00 2,50 3,00	3,90 5,20 6,50 7,70	500/13500	Zinc

Cod produs Product code	Grosime Thickness [mm]	Greutate Weight [kg/ml]	Lungime min./max. Length min./max. [mm]	Culori Colors
Z200 C200 U200	1,50 2,00 2,50 3,00	4,50 5,90 7,30 8,70	500/13500	Zinc
Z210 C210 U210	1,50 2,00 2,50 3,00	4,50 5,90 7,30 8,70	500/13500	Zinc
Z220 C220 U220	1,50 2,00 2,50 3,00	4,50 5,90 7,30 8,70	500/13500	Zinc
Z250 C250 U250	1,50 2,00 2,50 3,00	5,10 6,70 8,30 9,90	500/13500	Zinc
Z260 C260 U260	1,50 2,00 2,50 3,00	5,10 6,70 8,30 9,90	500/13500	Zinc
Z300 C300	1,50 2,00 2,50 3,00	6,10 8,20 10,10 12,10	500/13500	Zinc
Z350 C350	1,50 2,00 2,50 3,00	7,10 9,40 11,60 13,90	500/13500	Zinc
U300	1,50 2,00 2,50 3,00	5,10 6,70 8,30 9,90	500/13500	Zinc
U350	1,50 2,00 2,50 3,00	6,10 8,20 10,10 12,10	500/13500	Zinc
L75	1,50 2,00 2,50	1,80 2,40 3,10	500/13500	Zinc

Cod produs Product code	Grosime Thickness [mm]	Greutate Weight [kg/ml]	Lungime min./max. Length min./max. [mm]	Culori Colors
Z160 e C160 e	1,50 2,00 2,50 3,00	3,10 4,10 5,00 6,00	500/13500	Zinc
Z200 e C200 e	1,50 2,00 2,50 3,00	3,70 4,90 6,10 7,20	500/13500	Zinc
Z250 e C250 e	1,50 2,00 2,50 3,00	4,30 5,70 7,10 8,40	500/13500	Zinc
Z300 e C300 e	1,50 2,00 2,50 3,00	5,70 7,50 9,40 11,10	500/13500	Zinc
Z350 e C350 e	1,50 2,00 2,50 3,00	6,80 9,00 11,10 13,30	500/13500	Zinc

CI 120	2,00	3,30	1600	Zinc
CI 150	2,00	3,60	1600	Zinc
CI 200	2,00	5,50	1600	Zinc
CI 250	2,00	5,90	1600	Zinc

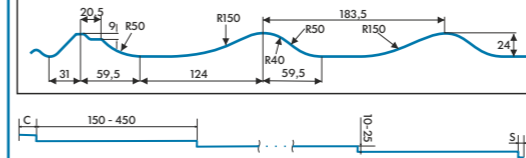
Cod produs Product code	Grosime Thickness [mm]	Greutate Weight [kg/ml]	Lungime min./max. Length min./max. [mm]	Culori Colors
Σ+140	1,50 2,00 2,50 3,00 3,50 4,00	3,64 4,79 5,87 6,97 8,00 8,98	500/13500	Zinc
Σ+160	1,50 2,00 2,50 3,00 3,50 4,00	3,87 5,10 6,26 7,44 8,54 9,61	500/13500	Zinc
Σ+180	1,50 2,00 2,50 3,00 3,50 4,00	4,11 5,42 6,65 7,91 9,09 10,24	500/13500	Zinc
Σ+200	1,50 2,00 2,50 3,00 3,50 4,00	4,34 5,73 7,05 8,38 9,64 10,86	500/13500	Zinc
Σ+250	1,50 2,00 2,50 3,00 3,50 4,00	5,22 6,89 8,50 10,13 11,68 13,19	500/13500	Zinc
Σ+300	1,50 2,00 2,50 3,00 3,50 4,00	6,18 8,18 10,11 12,06 13,93 15,76	500/13500	Zinc
Σ+350	1,50 2,00 2,50 3,00 3,50 4,00	7,05 9,34 11,56 13,80 15,96 18,09	500/13500	Zinc
Σ+400	2,00 2,50 3,00 3,50 4,00	10,13 12,54 14,98 17,34 19,66	500/13500	Zinc

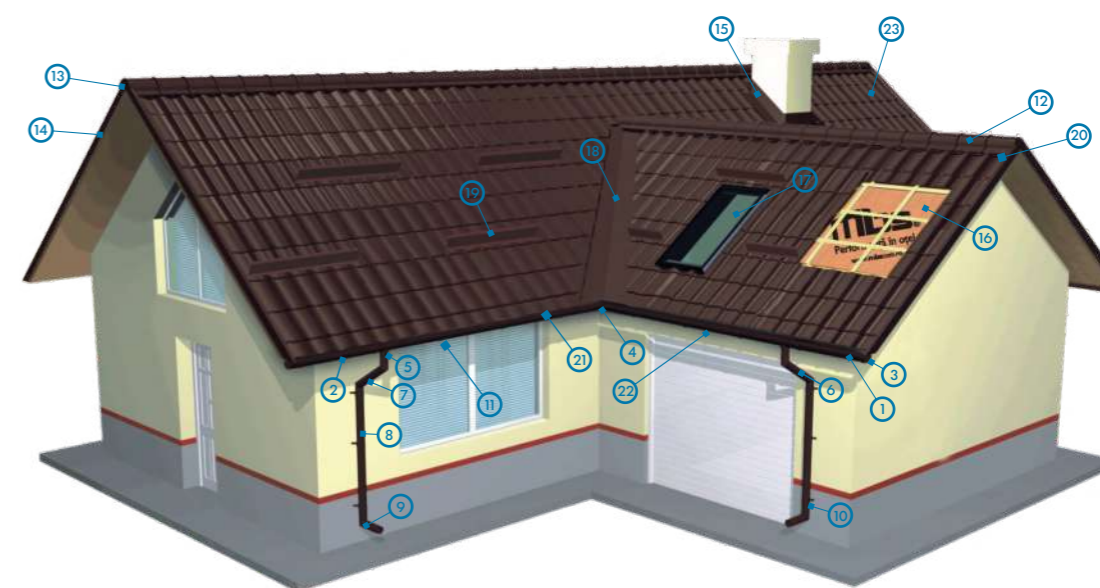
Cod produs Product code	Grosime Thickness [mm]	Greutate Weight [kg/ml]	Lungime min./max. Length min./max. [mm]	Culori Colors
Σ++140 	1,50	3,89	500/13500	Zinc
	2,00	5,10		
	2,50	6,26		
	3,00	7,42		
	3,50	8,49		
4,00	9,51			
Σ++160 	1,50	4,12	500/13500	Zinc
	2,00	5,42		
	2,50	6,65		
	3,00	7,89		
	3,50	9,04		
4,00	10,14			
Σ++180 	1,50	4,36	500/13500	Zinc
	2,00	5,73		
	2,50	7,05		
	3,00	8,36		
	3,50	9,59		
4,00	10,77			
Σ++200 	1,50	4,58	500/13500	Zinc
	2,00	6,04		
	2,50	7,44		
	3,00	8,83		
	3,50	10,14		
4,00	11,40			
Σ++250 	1,50	5,45	500/13500	Zinc
	2,00	7,21		
	2,50	8,89		
	3,00	10,57		
	3,50	12,17		
4,00	13,72			
Σ++300 	1,50	6,42	500/13500	Zinc
	2,00	8,49		
	2,50	10,50		
	3,00	12,51		
	3,50	14,42		
4,00	16,30			
Σ++350 	1,50	7,29	500/13500	Zinc
	2,00	9,66		
	2,50	11,95		
	3,00	14,25		
	3,50	16,46		
4,00	18,62			
Σ++400 	2,00	10,44	500/13500	Zinc
	2,50	12,93		
	3,00	15,43		
	3,50	17,83		
	4,00	20,19		


Tigla metalica / Metallic tile

Este facuta sa reziste foarte bine indiferent de anotimp si de conditiile meteo, reduce considerabil timpul de constructie al acoperisului si se incadreaza excelent ambiental. Este mult mai usoara decat tigla ceramica, permite un montaj simplu si rapid. Greutatea redusa influenteaza direct structura de rezistenta, ducand la scaderea costurilor acesteia, fara efecte negative in ceea ce priveste durabilitatea constructiei.

It is made to withstand very well to all seasons and weather conditions, reduces the roof construction time and excellently fits the environment. It is much lighter than ceramic tile and allows a quick and easy assembly. Its lightweight directly influences the structure, lowering its costs, without negative effects in terms of sustainable construction.

Cod produs Product code	Grosime Thickness [mm]	Greutate Weight [kg/m ²]	Lungime min./max. Length min./max. [mm]	Culori Colors [RAL]
MBS T24 	0,40	3,60	350/6050	3000, 3005, 3009, 3011, 5010, 6003, 6020, 6021, 7011, 8004, 8017, 8019, 9005, 9006
	0,45	4,09		
	0,50	4,55		
	0,60	5,56		
	0,63	5,72		



- | | | | |
|--|---|--|--|
| ① Jgheab semicircular
Semicircular gutter | ⑥ Cot burlan 60°
Pipe elbow 60° | ⑫ Coama cupa
Ridge capping round | ⑱ Dolie
Valley flashing |
| ② Carlig jgheab
Gutter hook | ⑦ Prelungitor burlan
Intermediate pipe | ⑬ Capac coama cupa
End stop ridge cup | ⑲ Opritor zapada
Snow catcher |
| ③ Capac universal
Stop end | ⑧ Burlan
Downpipe | ⑭ Pазie laterala
Lateral fascia board | ⑳ Profil etansare
Sealing profile |
| ④ Coltari interior
Inside gutter corner | ⑨ Cot evacuare
Shoe | ⑮ Etansare cos fum
Chimney seal | ㉑ Pieptene aerisire
Vent comb |
| ⑤ Teu de scurgere
Outlet | ⑩ Bratară burlan
Downpipe holder | ⑯ Folie anticondens
Anticondensation foil | ㉒ Sort streasina
Eaves flashing |
| | ⑪ Bratară imbinare jgheab
Gutter connector | ⑰ Fereastra de mansarda
Roof windows | ㉓ Surub prindere tabla
Sheet fastening screws |



Elemente tinichigerie acoperis tigla / Flashings for tile roof

Elementele de tinichigerie sunt accesoriile principale care intra in constructia oricarui acoperis de calitate cu tigla, fiind indispensabile pentru realizarea acestuia.

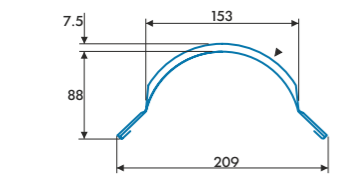
Flashings are the main accessories used in the construction of any quality tile roof, which are essential for its execution.

Coama cupa / Ridge capping round

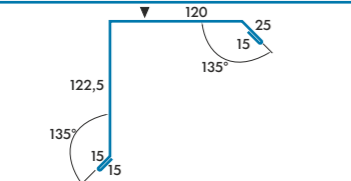
Cod produs Product code	Grosime Thickness [mm]	Greutate Weight [kg/ml]	Lungime min./max. Length min./max. [mm]	Culori Colors [RAL]
MBS COCR	0,40	1,33	2000	1015, 1018, 3000, 3005, 3009, 3011, 5010, 6003, 6021, 7011, 7035, 8017, 9002, 9005, 9006, 9010
	0,45	1,50		
	0,50	1,66		
	0,60	2,00		


Coama cupa mica / Small ridge capping round

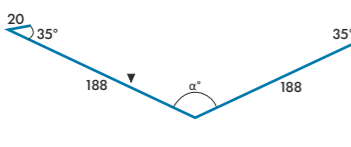
MBS COMR	0,40	1,00	2000	1015, 1018, 3000, 3005, 3009, 3011, 5010, 6003, 6021, 7011, 7035, 8017, 9002, 9005, 9006, 9010
	0,45	1,13		
	0,50	1,25		
	0,60	1,50		


Pazie laterala / Lateral fascia board

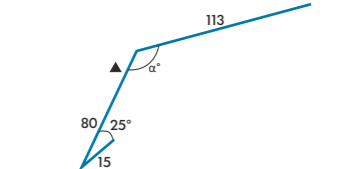
MBS PAZR	0,40	1,00	2000	1015, 1018, 3000, 3005, 3009, 3011, 5010, 6003, 6021, 7011, 7035, 8017, 9002, 9005, 9006, 9010
	0,45	1,13		
	0,50	1,25		
	0,60	1,50		


Dolie / Valley flashing

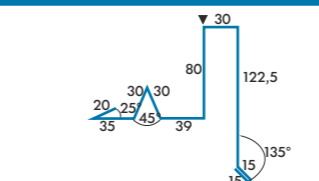
MBS DOLR	0,40	1,33	2000	1015, 1018, 3000, 3005, 3009, 3011, 5010, 6003, 6021, 7011, 7035, 8017, 9002, 9005, 9006, 9010
	0,45	1,50		
	0,50	1,66		
	0,60	2,00		


Sort streasina / Eaves flashing

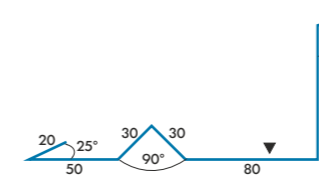
MBS SSTR	0,40	0,66	2000	1015, 1018, 3000, 3005, 3009, 3011, 5010, 6003, 6021, 7011, 7035, 8017, 9002, 9005, 9006, 9010
	0,45	0,75		
	0,50	0,83		
	0,60	1,00		


Bordura pazie evazata / Flaring barge board border

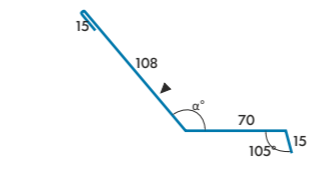
Cod produs Product code	Grosime Thickness [mm]	Greutate Weight [kg/ml]	Lungime min./max. Length min./max. [mm]	Culori Colors [RAL]
MBS BPER	0,40	1,33	2000	1015, 1018, 3000, 3005, 3009, 3011, 5010, 6003, 6021, 7011, 7035, 8017, 9002, 9005, 9006, 9010
	0,45	1,50		
	0,50	1,66		
	0,60	2,00		


Racord calcan A / Turbot connection type A

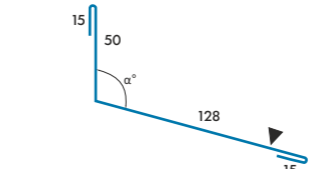
MBS RCAR	0,40	1,00	2000	1015, 1018, 3000, 3005, 3009, 3011, 5010, 6003, 6021, 7011, 7035, 8017, 9002, 9005, 9006, 9010
	0,45	1,13		
	0,50	1,25		
	0,60	1,50		


Racord calcan L / Turbot connection type L

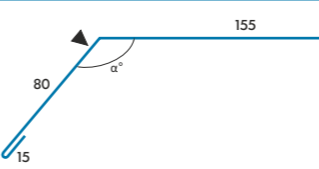
MBS RCLR	0,40	0,66	2000	1015, 1018, 3000, 3005, 3009, 3011, 5010, 6003, 6021, 7011, 7035, 8017, 9002, 9005, 9006, 9010
	0,45	0,75		
	0,50	0,83		
	0,60	1,00		


Pazie perete / Wall fascia board

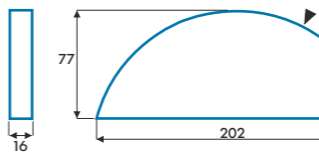
MBS PZPR	0,40	0,66	2000	1015, 1018, 3000, 3005, 3009, 3011, 5010, 6003, 6021, 7011, 7035, 8017, 9002, 9005, 9006, 9010
	0,45	0,75		
	0,50	0,83		
	0,60	1,00		


Bordura rupere panta / Border slope break

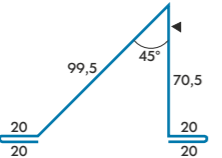
MBS BRPR	0,40	0,80	2000	1015, 1018, 3000, 3005, 3009, 3011, 5010, 6003, 6021, 7011, 7035, 8017, 9002, 9005, 9006, 9010
	0,45	0,90		
	0,50	1,00		
	0,60	1,20		


Capac coama cupa / End stop ridge cup

MBS CCC	0,40	-	-	1015, 1018, 3000, 3005, 3009, 3011, 5010, 6003, 6021, 7011, 7035, 8017, 9002, 9005, 9006, 9010
	0,45	-		
	0,50	-		
	0,60	-		



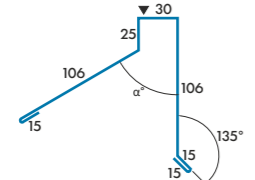
Opritor zapada / Snow catcher

Cod produs Product code		Grosime Thickness [mm]	Greutate Weight [kg/ml]	Lungime min./max. Length min./max. [mm]	Culori Colors [RAL]
MBS OPZR		0,40	0,80	2000	1015, 1018, 3000, 3005, 3009, 3011, 5010, 6003, 6021, 7011, 7035, 8017, 9002, 9005, 9006, 9010
		0,45	0,90		
		0,50	1,00		
		0,60	1,20		

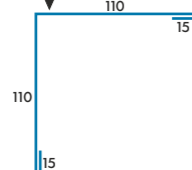
Coama dreapta / Ridge capping flat

Cod produs Product code		Grosime Thickness [mm]	Greutate Weight [kg/ml]	Lungime min./max. Length min./max. [mm]	Culori Colors [RAL]
MBS CDRR		0,40	1,00	2000	1015, 1018, 3000, 3005, 3009, 3011, 5010, 6003, 6021, 7011, 7035, 8017, 9002, 9005, 9006, 9010
		0,45	1,13		
		0,50	1,25		
		0,60	1,50		

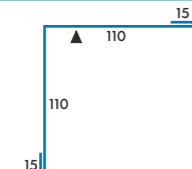
Semicoama / Semi - ridge capping

Cod produs Product code		Grosime Thickness [mm]	Greutate Weight [kg/ml]	Lungime min./max. Length min./max. [mm]	Culori Colors [RAL]
MBS SMCR		0,40	1,00	2000	1015, 1018, 3000, 3005, 3009, 3011, 5010, 6003, 6021, 7011, 7035, 8017, 9002, 9005, 9006, 9010
		0,45	1,13		
		0,50	1,25		
		0,60	1,50		

Coltar exterior / External corner

Cod produs Product code		Grosime Thickness [mm]	Greutate Weight [kg/ml]	Lungime min./max. Length min./max. [mm]	Culori Colors [RAL]
MBS CEXR		0,40	0,80	2000	1015, 1018, 3000, 3005, 3009, 3011, 5010, 6003, 6021, 7011, 7035, 8017, 9002, 9005, 9006, 9010
		0,45	0,90		
		0,50	1,00		
		0,60	1,20		

Coltar interior / Internal corner

Cod produs Product code		Grosime Thickness [mm]	Greutate Weight [kg/ml]	Lungime min./max. Length min./max. [mm]	Culori Colors [RAL]
MBS CINR		0,40	0,80	2000	1015, 1018, 3000, 3005, 3009, 3011, 5010, 6003, 6021, 7011, 7035, 8017, 9002, 9005, 9006, 9010
		0,45	0,90		
		0,50	1,00		
		0,60	1,20		

Bordura interior fronton / Interior gable border


Cod produs Product code		Grosime Thickness [mm]	Greutate Weight [kg/ml]	Lungime min./max. Length min./max. [mm]	Culori Colors [RAL]
MBS BIFR		0,40	0,80	2000	1015, 1018, 3000, 3005, 3009, 3011, 5010, 6003, 6021, 7011, 7035, 8017, 9002, 9005, 9006, 9010
		0,45	0,90		
		0,50	1,00		
		0,60	1,20		

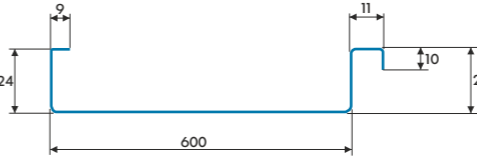
Tabla faltuita / Standing seam sheet




Asigura realizarea unei invelitori in stil clasic sau prezinta o arhitectura exigenta, fiind extrem de versatil in acoperirea formelor deosebite. Este un produs de inalta calitate, realizat dintr-un otel special ale caror caracteristici pot fi rezumate foarte simplu: usor de prelucrat cu scule de mana.

It ensures the execution of a classic style covering or presents a demanding architecture, being extremely versatile in the coverage of special forms.

It is a high quality product, made of special steel whose characteristics can be simply summarized to easy hand tools working.

Cod produs Product code		Grosime Thickness [mm]	Greutate Weight [kg/m ²]	Lungime min./max. Length min./max. [mm]	Culori Colors [RAL]
MBS TPPF		0,60	5,00	500/79000	7011, 8003, 8017, 9006





**Elemente tinichigerie acoperis faltuit /
Flashings for standing seam roof**

Elementele de tinichigerie pentru acoperis faltuit sunt accesoriile principale folosite pentru realizarea unor lucrari de calitate si asigura legatura intre mai multe pante, precum si inchiderile perimetrice ale acestora.

Flashings for standing seam roof are the main accessories used for the execution of some quality works and ensure the connection between multiple slopes and their perimetric enclosures.

Coama exterioara / External ridge capping

Cod produs Product code	Grosime Thickness [mm]	Greutate Weight [kg/ml]	Lungime min./max. Length min./max. [mm]	Culori Colors [RAL]
MBS FCOE	0,6	3,24	2000	7011, 8003, 8017, 9006

Dolie / Valley flashing

MBS FDOL	0,6	1,62	2000	7011, 8003, 8017, 9006
----------	-----	------	------	------------------------

Profil Z coama / Z profile ridge

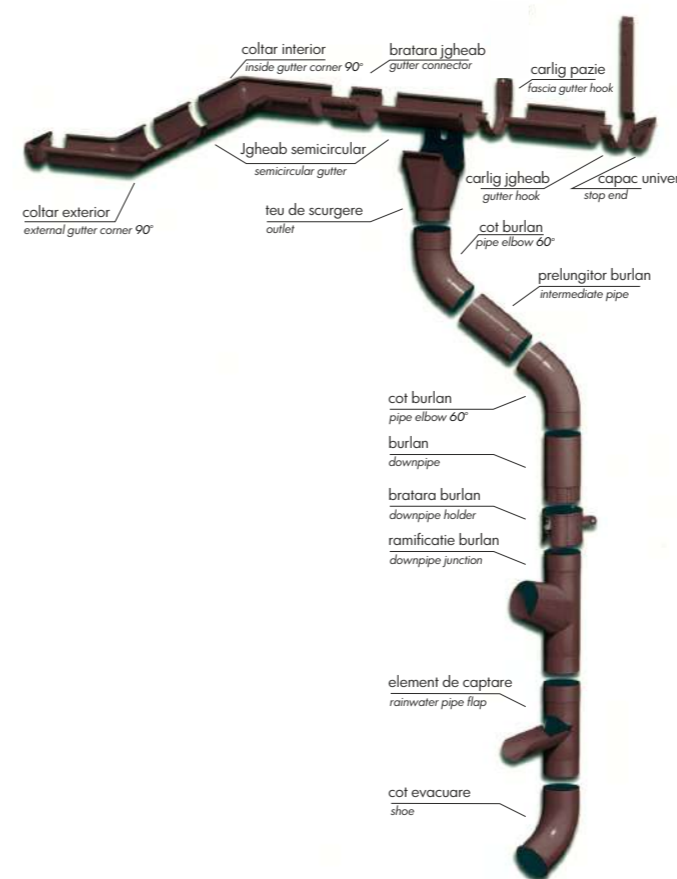
MBS FZCO	0,6	0,54	2000	7011, 8003, 8017, 9006
----------	-----	------	------	------------------------

Profil Z dolie / Z profile valley flashing

MBS FZDO	0,6	0,54	2000	7011, 8003, 8017, 9006
----------	-----	------	------	------------------------

Sort streasina / Eaves flashing

MBS FSTR	0,6	1,08	2000	7011, 8003, 8017, 9006
----------	-----	------	------	------------------------



Igheaburi si burlane / Gutters and pipes

Sistemul de jgheaburi si burlane este conceput pentru a satisface cele mai exigente asteptari atat din punct de vedere estetic, cat si economic. Durabilitatea la actiuni mecanice si termice, flexibilitatea in aplicatiile sale prin multitudinea accesoriilor si calitatile acestora sunt unele din atuurile principale ale sistemului.

The drainage system is designed to meet the most demanding expectations both esthetically and economically. Its durability to mechanical and thermal actions, flexibility in its applications, through many accessories and quality are some of the main advantages of the system.

Igheab semicircular / Semicircular gutter

Cod produs Product code	Dimensiune element / Element dimension [mm]							Culori Colors [RAL]
	A	B	C	D	E	F	G	
MBS JS125	125	9	3000					3005, 3011, 6020, 7011, 7037, 8003, 8004, 8017, 9005, 9006, 9010, ZN
MBS JS150	150	10	3000					

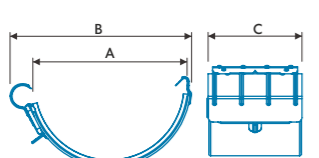
Carlig jgheab / Gutter hook

MBS CJL125	125	270	25	150	4,0			3005, 3011, 6020, 7011, 7037, 8003, 8004, 8017, 9005, 9006, 9010, ZN
MBS CJL150	150	290	30	177	4,0			

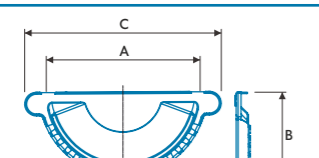
Carlig jgheab pazie / Fascia gutter hook

MBS CJP125	125	139	45	25				3005, 3011, 6020, 7011, 7037, 8003, 8004, 8017, 9005, 9006, 9010, ZN
MBS CJP150	150	172	45	25				

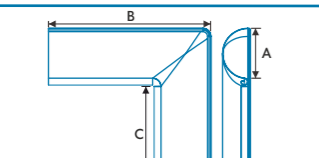
Bratara imbinare jgheab / Gutter connector

Cod produs Product code		Dimensiune element / Element dimension [mm]							Culori Colors [RAL]
		A	B	C	D	E	F	G	
MBS BIJ125		125	145	72					3005, 3011, 6020, 7011, 7037, 8003, 8004, 8017, 9005, 9006, 9010, ZN
MBS BIJ150		150	176	72					

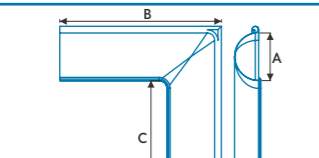
Capac universal / Stop end

Cod produs Product code		Dimensiune element / Element dimension [mm]							Culori Colors [RAL]
		A	B	C	D	E	F	G	
MBS CAU125		125	69	159					3005, 3011, 6020, 7011, 7037, 8003, 8004, 8017, 9005, 9006, 9010, ZN
MBS CAU150		150	95	192					

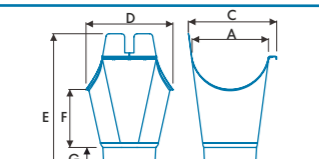
Coltar interior 90° / Inside gutter corner 90°

Cod produs Product code		Dimensiune element / Element dimension [mm]							Culori Colors [RAL]
		A	B	C	D	E	F	G	
MBS CUI125		125	310	160					3005, 3011, 6020, 7011, 7037, 8003, 8004, 8017, 9005, 9006, 9010, ZN
MBS CUI150		150	310	120					

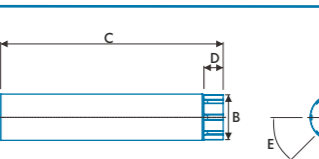
Coltar exterior 90° / External gutter corner 90°

Cod produs Product code		Dimensiune element / Element dimension [mm]							Culori Colors [RAL]
		A	B	C	D	E	F	G	
MBS CUE125		125	310	160					3005, 3011, 6020, 7011, 7037, 8003, 8004, 8017, 9005, 9006, 9010, ZN
MBS CUE150		150	310	120					

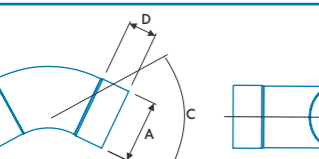
Teu de scurgere / Outlet

Cod produs Product code		Dimensiune element / Element dimension [mm]							Culori Colors [RAL]
		A	B	C	D	E	F	G	
MBS TES125		125	85	140	150	212	87	30	3005, 3011, 6020, 7011, 7037, 8003, 8004, 8017, 9005, 9006, 9010, ZN
MBS TES150		150	95	170	168	265	110	40	

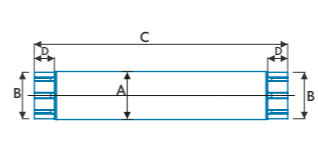
Burlan / Downpipe

Cod produs Product code		Dimensiune element / Element dimension [mm]							Culori Colors [RAL]
		A	B	C	D	E	F	G	
MBS BU87		87	86	3000	50	45°			3005, 3011, 6020, 7011, 7037, 8003, 8004, 8017, 9005, 9006, 9010, ZN
MBS BU100		100	98	3000	50	45°			

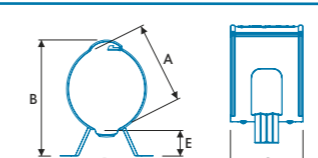
Cot burlan 60° / Pipe elbow 60°

Cod produs Product code		Dimensiune element / Element dimension [mm]							Culori Colors [RAL]
		A	B	C	D	E	F	G	
MBS COB87		87	86	60°	50				3005, 3011, 6020, 7011, 7037, 8003, 8004, 8017, 9005, 9006, 9010, ZN
MBS COB100		100	98	60°	50				

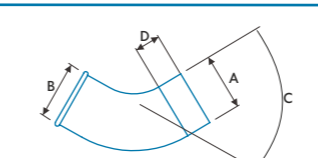
Prelungitor burlan / Intermediate pipe

Cod produs Product code		Dimensiune element / Element dimension [mm]							Culori Colors [RAL]
		A	B	C	D	E	F	G	
MBS PRB87		87	86	1000	50	45°			3005, 3011, 6020, 7011, 7037, 8003, 8004, 8017, 9005, 9006, 9010, ZN
MBS PRB100		100	98	1000	50	45°			

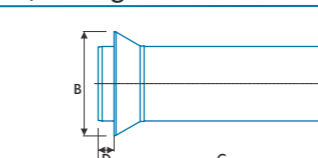
Bratara burlan / Downpipe holder

Cod produs Product code		Dimensiune element / Element dimension [mm]							Culori Colors [RAL]
		A	B	C	D	E	F	G	
MBS BRB87		87	125	80	90	30			3005, 3011, 6020, 7011, 7037, 8003, 8004, 8017, 9005, 9006, 9010, ZN
MBS BRB100		100	150	80	90	30			

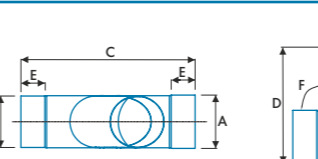
Cot evacuare / Shoe

Cod produs Product code		Dimensiune element / Element dimension [mm]							Culori Colors [RAL]
		A	B	C	D	E	F	G	
MBS COE87		87	89	60°	50				3005, 3011, 6020, 7011, 7037, 8003, 8004, 8017, 9005, 9006, 9010, ZN
MBS COE100		100	98	60°	50				

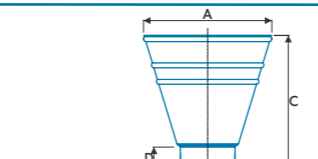
Racord canalizare / Straight outlet

Cod produs Product code		Dimensiune element / Element dimension [mm]							Culori Colors [RAL]
		A	B	C	D	E	F	G	
MBS RAC87		90	130	300	20				3005, 3011, 6020, 7011, 7037, 8003, 8004, 8017, 9005, 9006, 9010, ZN
MBS RAC100		104	145	310	20				

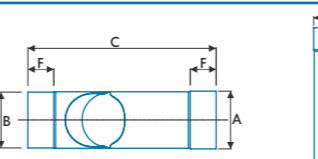
Ramificatie burlan / Downpipe junction



Cod produs Product code		Dimensiune element / Element dimension [mm]							Culori Colors [RAL]
		A	B	C	D	E	F	G	
MBS RAB87		89	86	290	180	40	60°		3005, 3011, 6020, 7011, 7037, 8003, 8004, 8017, 9005, 9006, 9010, ZN
MBS RAB100		100	98	310	190	40	60°		



Palnie captare / Downpipe funnel

Cod produs Product code		Dimensiune element / Element dimension [mm]							Culori Colors [RAL]
		A	B	C	D	E	F	G	
MBS PCA87		200	86	200	40				3005, 3011, 6020, 7011, 7037, 8003, 8004, 8017, 9005, 9006, 9010, ZN
MBS PCA100		250	98	250	40				

Element captare / Rainwater pipe flap

Cod produs Product code		Dimensiune element / Element dimension [mm]							Culori Colors [RAL]
		A	B	C	D	E	F	G	
MBS ELC87		89	86	290	200	105°	40		3005, 3011, 6020, 7011, 7037, 8003, 8004, 8017, 9005, 9006, 9010, ZN
MBS ELC100		100	98	350	230	105°	40		





Contactati-ne / Contact us

Address:

Proinvest Group SRL
Gradinitei 1, 705200
Pascani, Romania

Phone / Fax:

+40 232 760 050
+40 232 760 040

Email:

office@proinvestgroup.ro

Alatura-te comunitatii Proinvest Group urmarind paginile noastre de Facebook, LinkedIn si Youtube. Ramai conectat la cele mai noi stiri si progrese din industrie.

Join the Proinvest Group community by following us on Facebook, LinkedIn and YouTube. Stay updated with the latest industry news and insights from our experts.



www.proinvestgroup.ro

www.buildingmaterials.proinvestgroup.ro

